


TECHNICAL DATA SHEET

CPA 24 Double-Sided Textile Illuminated Frame




- 01 / CONFIGURATION OF THE LIGHT
- 02 / ELECTRICAL PARAMETERS
- 03 / TECHNOLOGY, MATERIALS TO BE APPLIED AND DISTANCES
- 04 / INSTRUCTIONS CONCERNING INSTALLATION
- 05 / DURABILITY AND LIMITATIONS OF APPLICATION
- 06 / LIGHT DIFFUSING MATERIALS
- 07 / BEFORE PLACING THE ORDER
- 08 / INFORMATION CONCERNING THE USAGE AND WARNINGS
- 09 / FINAL REMARKS



TECHNICAL DATA SHEET

CPA 24 Double-Sided Textile Illuminated Frame



01 / CONFIGURATION OF THE LIGHT

a. Illuminated edges:

- depending on the expected light effect and panel size: one (UNO), two (DUO)
- UNO backlighting can be implemented according to the standard of production of the selected model

b. Standard colour temperature:

- 3 000K, 4 000K, 5 000K, 6 500K
- RGB
- other colour temperatures are available upon the Customer's request
- RGBW / Multi White strips are not available

c. Standard for 12V installations: a flexible LED strip with an output power of 17W/running meter, SMD 2835 LEDs, 100 crystals/running meter, and module length of 29.6 mm

d. For 24V installations, we are using: a flexible LED strip with an output power of 21W/running meter, SMD 2835 LEDs, 100 crystals/running meter, and module length of 59.2 mm

02 / ELECTRICAL PARAMETERS

a. Voltage supply:

- Standard: 12V / 24V

b. Power supply type: we recommend MeanWell impulse power supply

c. Temperature of panel during work measured on the radiator:

- 38-40 °C - may vary depending on when the product is placed and the method of installation.

d. Current consumption:

- 12V: 1.4 A/running meter LED strip
- 24V: 0.9 A/running meter LED strip

e. Power Consumption:

- 12V: 17W/running meter LED strip
- 24V: 21W/running meter LED strip

f. CRI/RA:

- Standard: >85
- Upon the Customer's request: >90 and >97 possible

g. Controllers:


- Dimmers, interrupters and other diode controllers suitable for constant voltage supply of 12 and 24V respectively.

CP-KP-CPA-24_11_2024



TECHNICAL DATA SHEET

CPA 24 Double-Sided Textile Illuminated Frame

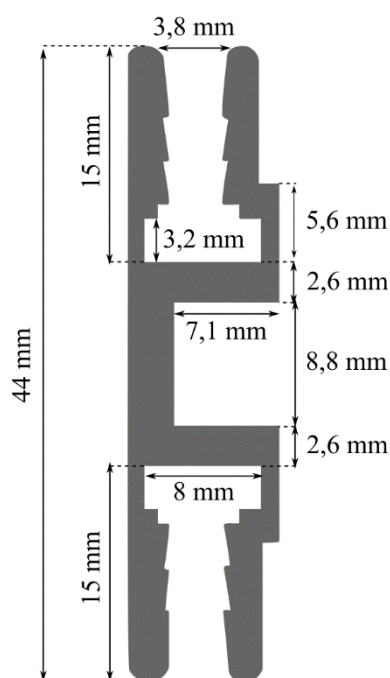


03 / TECHNOLOGY, MATERIALS AND DISTANCES

a. CPA 24 components:

- Underframe: aluminum profile CPA 24
- Illumination component – CPL
 - Engraved PMMA plexiglass sheet
 - Adhesive reflective tape – PP on aluminium base, acrylic adhesive
 - Flexible, constant voltage LED strip with a cord: 4 mm width
- Fittings for CPA 24: corners

Technical cross-section profile CPA 24



b. Plexiglass thickness:

c. Applied materials: PMMA, aluminium, polypropylene, high-impact polystyrene


d. Engraving pattern: dots

CP-KP-CPA-24_11_2024



TECHNICAL DATA SHEET

CPA 24 Double-Sided Textile Illuminated Frame



e. Frame weight: 13 kg/m²

f. Possible maximum frame size:

- Standard: 1200x800 mm

g. LED module length:

- 12V LED: 29.6 mm
- 24V LED: 59.2 mm

h. Length of the illuminated edge:

In order for the surface to be evenly illuminated, the total length of the illuminated consists of multiplication of the LED module length and the tolerance for making the solder connection (5 mm)

i. As a standard, a power cord or cords are routed out of each Crystal Panel product, depending on the design provided by the customer or the need for an additional power supply (conditions specified in the manufacturing standard). **All power cords must be connected directly to a power supply or an installation of a power supply adapted to the project requirements.**

j. Length of the power cord

- In case of the standard orders: we install SMYp 2x0.35 black cords, 1.5 m long
- The cable routing is specified in the Standard of Production
- Upon customer's request: Other lengths of power cord are available (above the standard for an additional fee) and after agreement with the Consultant, considering the voltage drops, and for additional fee.

k. Dimensional tolerance:

- Frame size in tolerance: -2 mm from the nominal size

04 / INSTRUCTIONS CONCERNING INSTALLATION

a. Recommended method of installation

- On mounting pins
- Directly in a properly shaped piece of furniture or other structure
- Using other support or shaped brackets

b. Non-standard installation method

- In wooden frames
- In beam structures (for example, imitation of windows)
- In a free state


The aforementioned methods or other non-standard methods of installation have to be determined with our Consultant as they can affect the selection of materials to be used, the production process or the method of securing particular elements of the product.

CP-KP-CPA-24_11_2024



TECHNICAL DATA SHEET

CPA 24 Double-Sided Textile Illuminated Frame



05 / DURABILITY AND LIMITATIONS OF APPLICATION

a. Expected diode life span:

- Minimum 50.000h (with a proper power supply and at optimum operating temperature)

b. Optimum working temperature range:

- 10 to 25 °C (in a condensation-free environment)

c. Protection class: IP40

LED panel cannot be exposed to direct contact with water. Indoor use only.

06 / LIGHT DIFFUSING MATERIALS

The panel, as a lighting component, is not intended for direct display. Due to the possibility of scratching the surface, which significantly affects the quality and esthetics of illumination, the panel should always be placed under a suitable light-diffusing material.

a. Standard material for illumination:

- Textile material for backlighting

b. Other materials intended for translucent illumination (we always recommend diffusion test on the sample or prototype before placing the final order)

07 / BEFORE PLACING THE ORDER

a. Measurements:

- Remember that the external dimensions of the frame are not the same as the dimensions of the illuminating surface!
- Indications as to the size of printouts and backlit materials can be found in the Standard of Production

b. Placement of the power supply:


- Find the proper place to install the power supply to provide its proper cooling and availability in case of malfunction
- The cord length from the power supply to the panel should not exceed 2.5 m due to voltage drops. In special cases, when the cord will have to be longer, please contact the Consultant - he will find the right solution in each case!

CP-KP-CPA-24_11_2024



TECHNICAL DATA SHEET

CPA 24 Double-Sided Textile Illuminated Frame



08 / INFORMATION CONCERNING THE USAGE AND WARNINGS

a. It is recommended to:

- Store and transport the panel in the original packaging, possibly in vertical position, carry it like the sheet of glass
- Avoid unnecessary loads on the illuminated edges (especially heat and impact loads), pay special attention to the places where the cables exit.
- Remove the protective foil from the antireflective ONLY during the final stage of installation
- Clean the antireflective surface using a window cleaner with low alcohol content (such as Clin Anti-Fog) and with a soft cloth or paper towel
- Protect the edges with LEDs from accidental damage or ripping off the power cord
- Pay particular attention to the power supply voltage, make sure that the power cord of the panel is not connected to 230V mains

b. It is not allowed to:

- Stick the graphics, adhesive tapes, foils and other materials directly on the panel surface
- Overload the frame
- Pull by the cord
- Place the frame into the water
- Bend the frames in ways not included in the design. Any planned bending of the panel should be discussed in advance with the Consultant.
- Mount the frame by gluing its back surface to the substrate (wall)
- **cut additional supply wires or modify the power supply system in any way without the authorisation of the manufacturer**

09 / FINAL REMARKS

- a. Any modifications made without the written consent of the Producer will void the warranty.
- b. **Please note that any changes made to the power supply, incorrect connections, or interference with the product's structure will void the warranty. This is unless the manufacturer has been informed and given consent.**
- c. In case of any doubts concerning the application of our products, we encourage you to contact Crystal Panel Consultants.

CP-KP-CPA-24_11_2024

